



Introducing... the CUBE


When you choose Sanremo Coffee Machines, you are not just buying a professional tool or a piece of design: you are acquiring the key to enter our world of "coffee lovers".

When you turn on a Sanremo, you turn on your passion for coffee.

The perfect fit for everyone.



CUBE





Small machine, big impact

The CUBE is our most compact coffee machine to date. But beneath its minimal exterior lies the technology and power you would expect from any Sanremo machine. Style, and serious substance.



Not just a coffee machine, it's a lifestyle.



Be your own barista

**Barista-standard coffee
in your own home,
at work, wherever and
whenever you want.**

The CUBE ensures the highest quality coffee experience, cup after cup.

It's time to be your own barista.



CUBE
R

CUBE R

Technical Features

- + 1.9L heat exchanger boiler stainless steel AISI 316
- + 1.8L internal water tank
- + E61 therosiphon group with mechanical pre-infusion
- + Boiler power 1500W/230Vac - 1300W/120Vac
- + Energy Saving System
- + WiFi connection with Web App
- + Complete set of accessories for user experience
- + Selectable water supply from internal tank or main line
- + High performance volumetric pump rated 54L/h
- + Digital display



CUBE R

Make it yours

Customise your CUBE with different colour and finish options. From simple and chic, to bright and bold - build your dream machine.




- Stainless Steel
- Onyx Black
- Snow White
- Racing Red
- Candy Pink
- Matcha Green
- Azure Lake
- Yolk Yellow



CUBE

Suitable for a domestic customer. The cover panels of the machine are in a single color.



Standard finishes



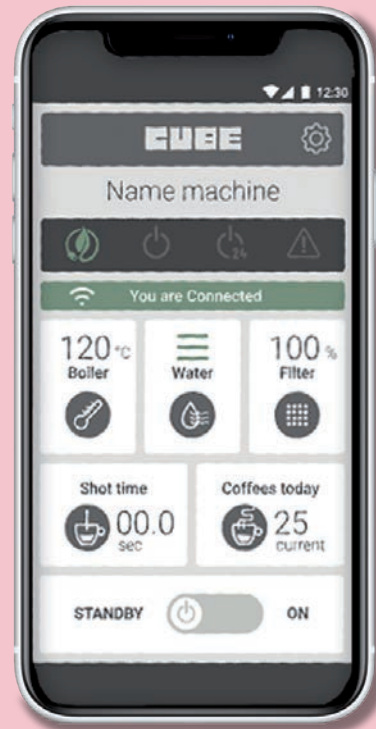
Special finishes



Power, in your hands

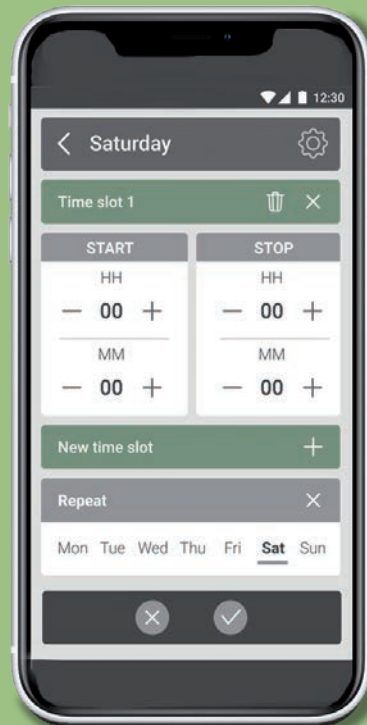
With WiFi technology and the CUBE app you can control your machine from your phone! Including:

- + Remote machine on/off
- + Set-up boiler temperature
- + Manage water tank level
- + Enable and manage water filter signaling.
- + Show shot time in real time
- + Statistics: daily, weekly and monthly counters for coffee and water consumption.
- + Weekly scheduler to program up to three different "time slot" per day to fit perfectly around your life!



ON & OFF from your phone

Huge energy saving



Point-to-Point directly with Machine

Cloud to access from anywhere



Different connection modes are available with mobile, tablet and PC:


Smart coffee at your finger tips.



Manage more than one machine with the same app in different places!

Perfect to manage and control for machines in your home, B&B, hotel, office etc...






Enjoy your coffee cubed!

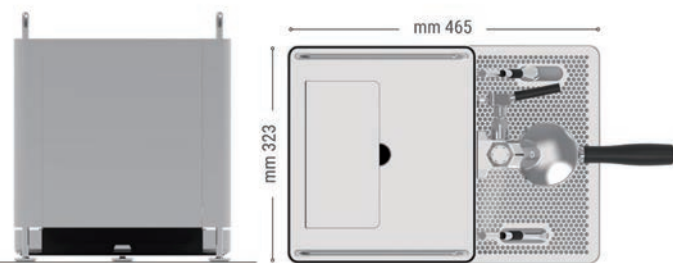
Made for coffee lovers. The CUBE allows you to savour those sacred coffee moments.

Join us!

CUBE



Front View Side View



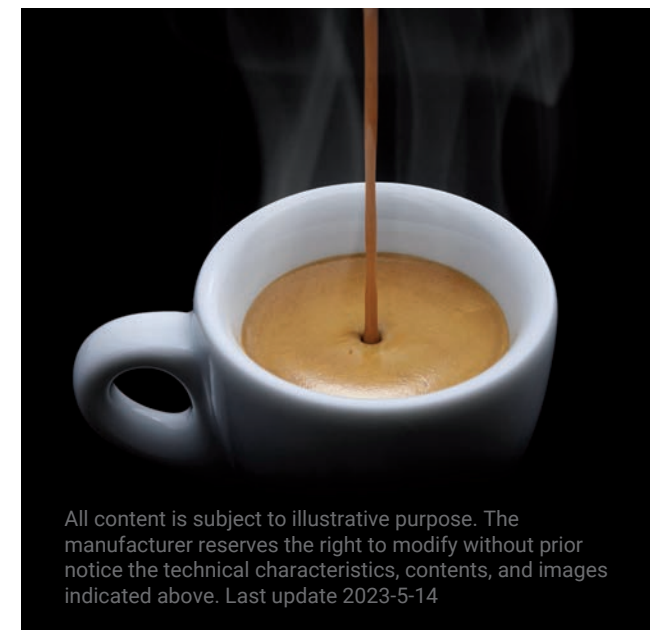
Rear View Zenith View

The CUBE design was studied to combine its compact size with easy cleaning and simple maintenance.

DIMENSIONS

Width: 323 mm
 Depth: 465 mm
 Height: 369 mm

Weight: Kg 26,5



All content is subject to illustrative purpose. The manufacturer reserves the right to modify without prior notice the technical characteristics, contents, and images indicated above. Last update 2023-5-14

REACH US

Mobile number: +966 53 885 9093

Website: www.rfa-sa.com , <https://sanremosaudiArabia.com/>

Online shop: <https://shop.rfa-sa.com/>

Email: customer-service@rfa-sa.com

Location: Al Thumama, Riyadh, Saudi Arabia

